

BAXI



BAXI Luna3 Comfort



BAXI Luna Duo-Tec E

**HYDRO
HEAT**
SUPPLIES

Residential Heating Boilers

QUALITY HYDRONIC HEATING EQUIPMENT

BAXI

Residential Heating Boilers

The best in European design & manufacturing giving you warmth, efficiency and total peace of mind.



BAXI Duo-Tec E

BAXI Luna3 Comfort

The BAXI residential range of wall mounted hydronic boilers provides high output, energy efficient home heating. BAXI are experts in the field of gas hydronic boilers with a range of conventional and condensing type boilers to supply heating and domestic hot water.

Energy Efficient, Clean Green Heating

The credentials of BAXI boilers as the greenest and most energy efficient on the market are genuine. The Duo-Tec E range of condensing boilers operate at up to 105% efficiency and have won awards across Europe, whilst the conventional Luna3 Comfort is a reliable economy boiler proven in thousands of installations. HydroHeat distributes these boilers to the Australian market fully certified by the AGA as type A appliances for Australian use, providing peace of mind for the end user.

- › AGA Australian Gas Approvals
- › The Clean, Green, Home Heating Solution
- › BAXI Quality European Manufacturing
- › Experts in Hydronic Boiler Technology
- › Class Leading Boiler Efficiency Ratings
- › Extensive Range, Indoor & Outdoor
- › Warranty & Service Support
- › Over 20 years in Australia

BAXI World Leading Boilers

BAXI are one of the largest manufacturers of heating boilers in Europe with over 700 employees producing approximately 500,000 boilers per year, with distribution to over 82 countries globally.

The BAXI manufacturing facility in Italy includes state of the art R&D laboratories and is accredited to strict European standards. BAXI have a proud history dating back 150 years and are now part of the BDR Thermea group of companies which has an annual turnover exceeding 1.7€ billion.

HydroHeat Supplies are the leading hydronic heating supplies company in Australia and the BAXI Australian agent and distributor for over twenty years, proudly supplying home owners the best and most efficient heating boilers available on the Australian market.



Energy and Cost Saving Benefits

Heating makes up the largest proportion of a homes energy requirements, so when deciding on your boiler it is important to assess the intended usage and choose the best suited boiler.

The BAXI Luna3 Comfort conventional type boiler is ideal for residential circumstances such as a small apartment or single dwelling and is an economical choice as a robust, reliable gas boiler to suit medium heat demand.

The BAXI Duo-Tec E condensing boiler provides greater payback and efficiency making it a preferable option for larger households. The 1:7 modulation 'turndown' ratio of the Duo-Tec E means it can effectively turn itself down when full heat is not required preventing on/off cycling. This results in significant gas savings and reduced emissions. Gas condensing boilers represent the latest in boiler technology by reusing the 'latent' heat from the flue gases, reducing the flue temperature and toxic emissions (90% less CO and 80% less NOx).

A Combi boiler may be the desired choice to supply both domestic hot water (DHW) and heating needs. These are available in both BAXI condensing and conventional type boiler models.

BAXI Warranty Support & Service

You can be safe in the knowledge that the reputation and global distribution of BAXI ensures local warranty support, and that spare parts are readily available and easy to obtain locally if needed.

BAXI boilers are Type A appliances and carry Australian approvals (AGA Cert 6253 / 7023) for both Natural Gas and Propane (LPG), indoor and outdoor use. BAXI servicing is available Australia wide by trained BAXI installers.

The BAXI Advantage

Why install a BAXI boiler?

The boiler is the central component of a hydronic heating or hot water system and where the most significant gains can be made in energy and cost savings. Careful selection is required to ensure payback benefits.

Look for these key features in your boiler:

	BAXI Duo-Tec E	BAXI Luna3 Comfort
Heating & Combi Heating/DHW Versions	Yes	Yes
AGA Approvals, Indoor & Outdoor Use	Yes	Yes
Natural Gas & LPG Compatible	Yes	Yes
Gas Adaptive auto adjusts to Supply	Yes	No
Model Range kW Output	12kW - 40kW	25kW - 31kW
Digital Control Panel	Yes	Yes
Efficiency @ 50°/30°C	105.8%	93.1%
SEDBUK Rated Efficiency	A	C
Heat Exchanger, Burner	S/Steel, S/Steel	S/Steel(DHW), S/Steel
Warranty; Boiler, Heat Exchanger	3 Years, 5 Years	2 Year, 5 Years
Modulation Turndown Ratio	Yes, 1:7	Yes, 1:3
Hi-Efficiency Condensing	Yes	No



BAXI Luna3 Comfort

Conventional Boiler

The BAXI Luna3 Comfort is a wall mounted conventional type boiler offering European quality in a compact and easy to install unit.

Luna3 Boilers come in heating only models or combi heating and domestic hot water (DHW) models. The Luna3 range carries AGA Australian approvals for Natural Gas and LPG as well as indoor and outdoor installation.

BAXI Luna3 Features

- › Compact wall mounted and easy to install
- › AGA approved indoor & outdoor models
- › Conventional type boiler ideal for smaller households and apartments
- › Available in heating only (25 and 31kW) or combi heating and domestic hot water (31kW)
- › Removable remote control panel, easy adjustment of heating and domestic hot water settings
- › Front access for easy servicing
- › Stainless Steel burner, Stainless Steel DHW heat exchanger (310 model), WaterMark certified
- › BAXI European Quality, AGA approved
- › Warranty 2 Yr Boiler, 5 Yr Heat Exchanger

Control System

- › Safety NTC sensor to prevent flue overheating
- › Electronic flame modulation and electronic ignition
- › Overheat limit thermostat
- › 300kPa pressure relief valve
- › Hydraulic pressure switch to prevent boiler operating in the event of low water
- › System to prevent 3 way valve and pump sticking, cycles every 24 hours
- › Frost protection device
- › Easy to clean domestic water filter

Indoor Model Shown

Removable easy to use Control Panel



Luna3 Comfort remote control panel/thermostat can be mounted anywhere in the home to enable operation of the system.



Luna3 Comfort Indoor Models

Luna3 Comfort Outdoor Models

Luna3 Comfort Specification	Heating Only		Heating & DHW (Combi)
	25kW	31kW	31kW
Luna3 Comfort Model Code	LUNA3-1240	LUNA3-1310	LUNA3-310
Type (indoor/outdoor)	ID / OD	ID / OD	ID / OD
Nominal gas consumption Mj/h	103	141	141
Minimum gas consumption Mj/h	38	55	55
Maximum heat output (80/60°C) kW	25	31	31
Minimum heat output (80/60°C) kW	9.3	10.4	10.4
SEDBUK energy efficiency class	C	C	C
Maximum Efficiency (nominal) %	92.9	93.1	93.1
Efficiency at 30% capacity %	90.2	90.8	90.8
Min-Max water circuit pressure (heating) bar	0.5-3.0	0.5-3.0	0.5-3.0
Min-Max water circuit pressure (DHW) bar	-	-	0.15-8.0
DHW production at 25°C l/min	-	-	16.4
DHW production at 35°C l/min	-	-	11.7
Heating temperature range °C	35-85	30-85	30-85
Modulation Turndown Ratio	1:3	1:3	1:3
Expansion Tank Capacity l	8	10	10
Coaxial flue system connection mm	60 / 100	60 / 100	60 / 100
Min / Max flue flow rate kg/s	0.017/0.017	0.018/0.019	0.018/0.019
Maximum flue temperature °C	135	145	145
Power consumption W	135	165	165
Dimensions (ID d×w×h)/(OD d×w×h) mm	(350x450x763) / (368x473x970)		(350x450x763) / (368x473x970)
Dry weight ID / OD kg	38/45	40/49	38/47
Gas type (natural/propane)	NG / LPG	NG / LPG	NG / LPG
Gas input pressure (natural/propane) kPa	1.13/2.75	1.13/2.75	1.13/2.75
Power Supply V/Hz	230-240V/50Hz	230-240V/50Hz	230-240V/50Hz
Noise level at 1 metre db(A)	<50	<50	<50



Boiler Efficiency
93.1% at 50/30°
SEDBUK Rated C



Control
Removable remote control panel



Residential
Houses, apartments medium use



Warranty
2 Yr Boiler & Parts
5 Yr Heat Exchanger

Australian Approvals

- › Type A appliance
- › AGA approved for indoor, outdoor use
- › Approved for Natural Gas, Propane (LPG)
- › Electrical and fittings approvals



Lic 20063



AS 3498 / AS 4552



AGA 6253



C Tick N28384

SEDBUK Rating



BAXI Luna3
SEDBUK Rated C

A	Above 90%
B	86% - 90%
C	82% - 86%
D	78% - 82%
E	74% - 78%
F	70% - 74%
G	Below 70%




BAXI Luna Duo-Tec E


High Efficiency Condensing Boiler

The BAXI Duo-Tec E range is ideal for high demand residential use. Gas condensing technology extracts and reuses heat from burnt gases to deliver Sedbuk A rated efficiency and reduce noxious waste making the Duo-Tec E one of the greenest and most efficient residential boilers on the Australian market.


Class leading 1:7 modulation 'turndown' ratio adjusts heat output to suit demand, reducing 'on-off' cycling for ultra smooth energy efficient operation, increased longevity and gas savings.




Boiler Efficiency
105% at 50/30°
SEDBUK Rated A




Residential
Large households
with high demand




Warranty
3 Yr Boiler
5 Yr Heat Exchanger



Gas Adaptive
Auto adapts to
NG & LPG supply



Gas Condensing
High Efficiency
saves cost & energy



Modulation Ratio
Adjusts heat output
saves on/off cycling


BAXI Duo-Tec E Features

- › Condensing technology 105% efficient at 50/30°
- › 1:7 modulation 'turndown' ratio adjusts to load prevents 'on-off' short cycling, reduces operating cost
- › Reduced waste gases (up to 80% NOx, 90% CO)
- › Gas Adaptive auto adjusts to NG or LPG supply
- › AGA approved indoor & outdoor models
- › Available in heating only (12-32kW) or combi heating and domestic hot water (24-40kW)
- › Simple control panel with LCD display
- › Front access for easy servicing
- › Stainless Steel burner, Stainless Steel heat exchanger, WaterMark certified
- › Modulating fan with electronic speed adjustment
- › High-Flow rate Modulating Pump
- › Wifi thermostat integration
- › Warranty 3 Yr Boiler, 5 Yr Heat Exchanger

Control System

- › Safety NTC sensor to prevent flue overheating
- › Electronic flame modulation and electronic ignition
- › Overheat limit thermostat
- › 300kPa pressure relief valve
- › Hydraulic pressure switch to prevent boiler operating in the event of low water
- › System to prevent 3 way valve and pump sticking, cycles every 24 hours
- › Frost protection device
- › Easy to clean domestic water filter

LCD Control Panel, optional Wifi



Duo-Tec E control panel with back-lit LCD display is easy to use with logical push buttons for water and heating settings. Duo-Tec E also integrates with optional Wi-fi Rialto remote thermostats & iPhone app.



Luna Duo-Tec E Specification	Heating Only				Heating & DHW (Combi)				
	12kW	24kW	28kW	32kW	24kW	28kW	33kW	40kW	
Duo-Tec E Model Code	E 1.12	E 1.24	E 1.28	E 1.32	E 1.24	E 1.28	E 1.33	E 1.40	
Type (indoor/outdoor)	-	ID / OD	ID / OD	ID / OD	ID / OD	ID / OD	ID / OD	ID / OD	
Nominal gas consumption (heating)	Mj	50	98	115	125	85	98	115	
Nominal gas consumption (DHW)	Mj	-	-	-	-	98	115	135	
Minimum gas input	Mj	10	14	16	17	14	16	20	
Maximum heat output (80/60°C)	kW	12.0	25.0	28.0	32.0	20.0	25.0	28.0	
Minimum heat output (80/60°C)	kW	2.0	3.4	4.0	4.6	3.4	3.8	4.7	
Maximum heat output (DHW circuit)	kW	-	-	-	-	24.0	28.0	33.0	
SEDBUK energy efficiency class	-	A	A	A	A	A	A	A	
Efficiency at 50/30°C	%	105.8	105.7	105.7	105.7	105.8	105.8	105.8	
Efficiency at 80/60°C	%	97.8	97.6	97.6	97.6	97.7	97.7	97.7	
NOx emissions	mg/kWh	23.5	17.3	18.1	30.7	16.1	19.3	30.7	
Min-Max water circuit pressure (heating)	bar	0.5-3.0	0.5-3.0	0.5-3.0	0.5-3.0	0.5-3.0	0.5-3.0	0.5-3.0	
Min-Max water circuit pressure (DHW)	bar	-	-	-	-	0.15-8.0	0.15-8.0	0.15-8.0	
DHW production at 25°C	l/min	-	-	-	-	13.6	15.9	18.3	
DHW production at 35°C	l/min	-	-	-	-	9.8	11.5	13.5	
Heating temperature range	°C	25-80	25-80	25-80	25-80	25-80	25-80	25-80	
Modulation Turndown Ratio	-	1:7	1:7	1:7	1:7	1:7	1:7	1:7	
Expansion Tank Capacity	l	8	8	10	10	8	8	10	
Coaxial flue duct / Separate outlets	mm	60/100 or 80/125 or 80/80				60/100 or 80/125 or 80/80			
Min / Max flue flow rate	kg/s	0.001/0.006	0.002/0.012	0.002/0.014	0.002/0.016	0.002/0.012	0.002/0.014	0.002/0.016	
Maximum flue temperature	°C	75	80	80	80	80	80	80	
Power consumption	W	72	85	99	91	85	99	106	
Dimensions (ID d×w×h)/(OD d×w×h)	mm	(345x450x763) / (368x473x970)				(345x450x763) / (368x473x970)			
Dry weight ID / OD	kg	34.5/43.5	34.5/43.5	36/45	37.5/46.5	38.5/47.5	38.5/47.5	39.5/48.5	
Gas type (natural/propane)	-	NG/LPG	NG/LPG	NG/LPG	NG/LPG	NG/LPG	NG/LPG	NG/LPG	
Gas input pressure (natural/propane)	kPa	1.13/2.75	1.13/2.75	1.13/2.75	1.13/2.75	1.13/2.75	1.13/2.75	1.13/2.75	
Power Supply	V/Hz	230V/50Hz	230V/50Hz	230V/50Hz	230V/50Hz	230V/50Hz	230V/50Hz	230V/50Hz	
Noise level at 1 metre	db(A)	<45	<45	<45	<45	<45	<45	<45	

Australian Approvals

- › Type A appliance
- › AGA approved for indoor, outdoor use
- › Approved for Natural Gas, Propane (LPG)
- › Electrical and fittings approvals



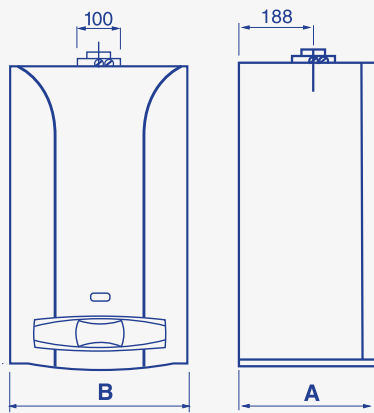
SEDBUK Rating

A

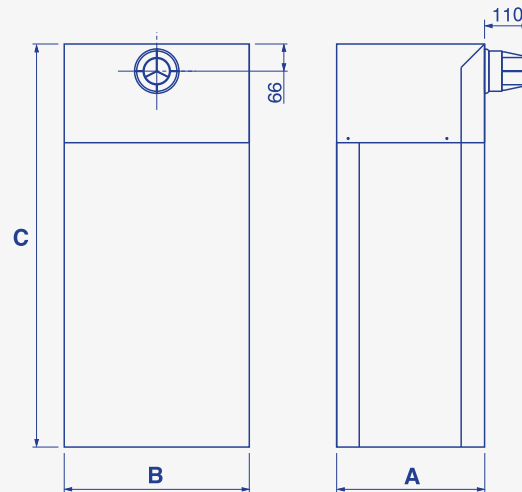
BAXI Duo-Tec E
SEDBUK Rated A

A	Above 90%
B	86% - 90%
C	82% - 86%
D	78% - 82%
E	74% - 78%
F	70% - 74%
G	Below 70%

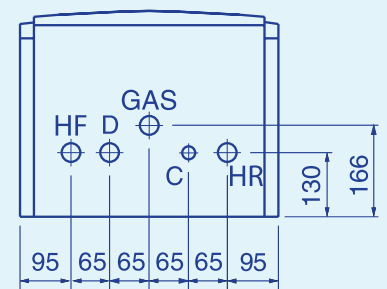
Indoor Dimensions



Outdoor Dimensions



Connections



Luna3 Comfort All Models

HF:	Heating Flow	3/4"
HR:	Heating Return	3/4"
D:	Domestic Hot Water	1/2"
GAS:	Gas Inlet	3/4"
C	Cold Feed	1/2"

(All male BSP threads)

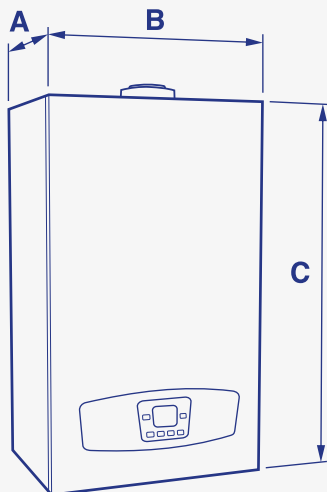
Luna3 Comfort	Indoor	Outdoor
A = Depth mm	350	368
B = Width mm	450	473
C = Height mm	763	970

Outdoor models flue discharge can be modified to left / right or top discharge, available on request

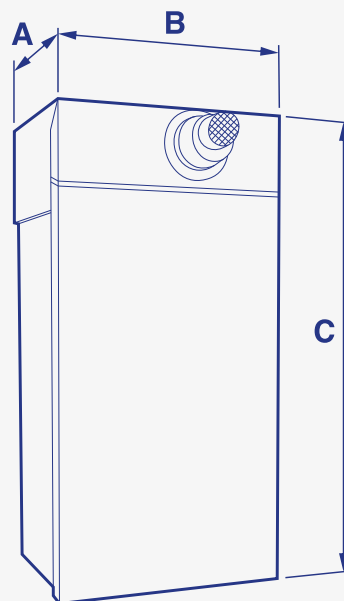
Luna Duo-Tec E All Models

Dimensions & Connections

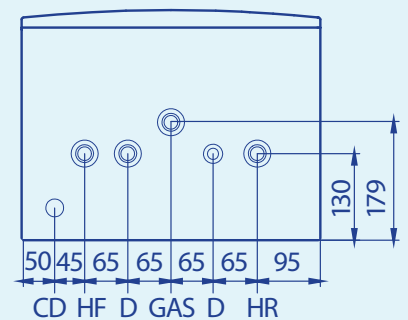
Indoor Dimensions



Outdoor Dimensions



Connections



Luna Duo-Tec E All Models

HF:	Heating Flow	3/4"
HR:	Heating Return	3/4"
D:	Domestic Hot Water	1/2"
GAS:	Gas Inlet	3/4"
CD:	Condensate Drain	run in plastic to sewer

(All male BSP threads)

Luna Duo-Tec E	Indoor	Outdoor
A = Depth mm	345	362
B = Width mm	450	473
C = Height mm	763	970

Outdoor models flue discharge can be modified to left / right or top discharge, available on request